
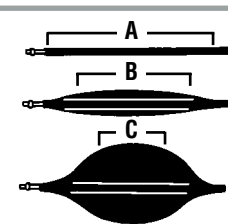


Inflatable Jacks

1 to 74 Ton Capacity

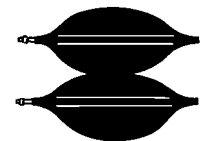


IJ Series Inflatable Air Jacks



Maximum Effective Lifting Area

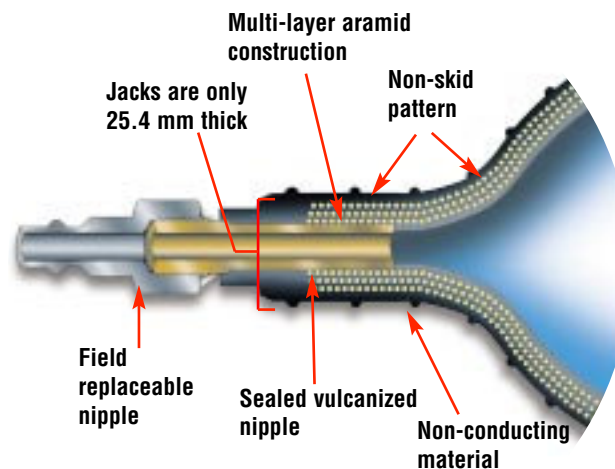
All lifting capacities mentioned in the charts are measured at the maximum effective lifting area (A). As the jack is inflated (B), this effective area decreases (C) due to the rounded shape of the jack. Lifting capacity also decreases (see performance chart).




Stack up to two jacks together to increase effective lifting height.

- Highly flexible and light weight jacks only require an air supply of 8 bar maximum. Any non-explosive gas or water can also be used for inflation.
- Uninflated jacks are only 25.4 mm thick, making seemingly impossible lifting tasks routine.
- Space age reinforced, multi-layer aramid construction, widely overlapping on all sides. Tested at 12 bar.
- In rugged testing, jacks withstood tens of thousands of inflate/deflate cycles at 8 bar.
- Large surface area and material flexibility allows jacks to lift loads on soft or compressible surfaces without support cribbing being necessary.
- Safety first! The controller, shut-off and air hoses are all equipped with USA industrial interchange style air couplers. Female half coupler bodies have a locking collar, protecting operator from accidentally disconnecting jack while under load.
- Surface of jack has a non-skid pattern, assuring that the jack won't "walk away" from the job. Jacks can be used to lift a load from an uneven surface, are tolerant of side-loaded applications.
- Non-conducting material resists oil, ozone and most chemicals. Cold resistant down to -40°C , heat resistant up to 115°C (short term) or 93°C (long term).
- Field-replaceable nipples are made of tough steel, with internal thread to prevent abrasion damage. Ideal needle aperture of 6.4 mm allows rapid inflation, without risk of icing, and permits a safe lowering speed.

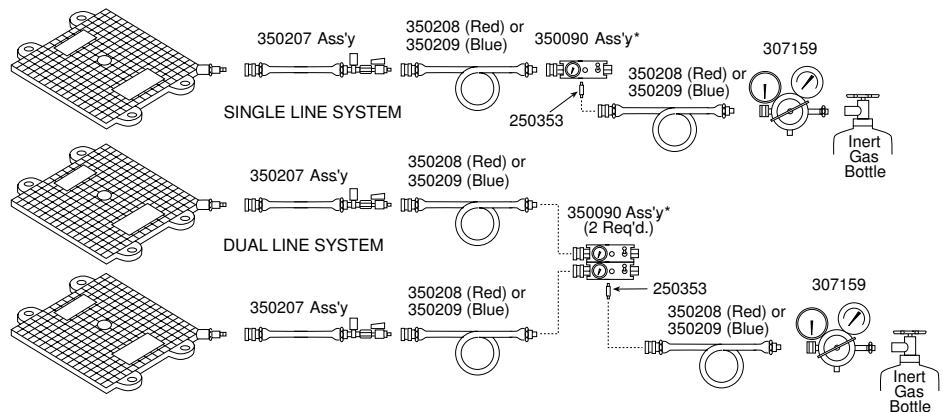
- Single jack controller with "dead man" control (3500090). Can be used individually, or in multiples to regulate any number of jacks desired.
- Heavy attachment straps are provided on 4 largest sizes for attachment of a rope or hook to position the jack from a safe distance.
- Inflation hose system is color-coded (red and yellow) for easy recognition when using more than one jack.



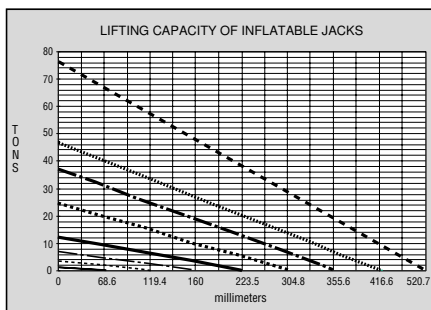
- No. 250343** – Female quick coupler. 1/4" industrial interchange x 1/8" NPT female. Wt., 45 g.
- No. 250353** – Male quick coupler. 1/4" industrial interchange x 1/8" NPT male. Wt., 45 g.
- No. 250682** – Female quick coupler. 1/4" industrial interchange x 1/4" NPT male. Wt., 45 g.
- No. 15235** – Connector 1/8" NPT male x 1/4" NPT female. Wt., 45 g.
- No. 307159** – Pressure reducing valve. Allows use of bottled gases to operate jacks (works on CGA-580 Nitrogen/ Argon/ Helium bottles). Contains standard bottle fitting on inlet and 1/4" industrial interchange (female) outlet. Wt., 1.8 g.
- No. 350090** – Air controller for single jack. Equipped with relief valve and pressure gauge.
- No. 350207** – Shut-off hose with shut-off valve and pressure relief valve. Includes a female and male quick coupler.
- No. 350208** – Air hose. Red, 9.2 m long. Includes No. 250341 female and No. 250342 male quick coupler.
- No. 350209** – Air hose. Same as 350208, except blue in color.
- No. 250341** – Female quick coupler. 1/4" industrial x 3/8" I.D. hose.



*** NOTE:**
350090 air controller may be used individually to control one jack (see single line system), or in multiples to control additional jacks (see dual line system).



PERFORMANCE



- IJ7320 – 74.6 ton capacity
- IJ4416 – 46.3 ton capacity
- IJ3213 – 34 ton capacity
- IJ2211 – 23.8 ton capacity
- IJ128 – 12 ton capacity
- IJ76 – 7 ton capacity
- IJ45 – 3.6 ton capacity
- IJ13 – 1.1 ton capacity

ORDERING INFORMATION

See current price list for shipping weights

Lifting Cap. (tons)	Lifting Height (mm)	Order Number	Air Contents at 8 bar (liters)	Max. Working Pressure (bar)	Length (mm)	Width (mm)	Collapsed Height (mm)	Product Weight (kg)
1.1	70	IJ 13	2.3	8	140	130	25.4	.5
3.6	120	IJ 45	14.4	8	255	200	25.4	1.2
7	160	IJ 76	42	8	305	305	25.4	1.9
12	225	IJ 128	97	8	400	400	25.4	3.6
23.8	304	IJ 2211	268	8	550	550	25.4	7.3
34	360	IJ 3213	463	8	650	650	25.4	9.9
46.3	418	IJ 4416	729	8	750	750	25.4	13.1
74.6	520	IJ 7320	1,457	8	950	950	30.4	26.3