

Pump Accessories

25017
202777
202778
304718



203225



10461




251660



309652
309653



17627
216209



209593



On/off motor control

The following remote control switches will give you momentary “ON” control of your hydraulic pump. These switches are deadman type, spring loaded to the “OFF” position. They can be used with any Power Team electric hydraulic pumps.

No. 25017 – Remote hand control. Has a rocker style switch, with a 3.1 m cord. Wt., 0.4 kg.

No. 203225 – Remote hand control. Heavy-duty with single push button switch in a neoprene housing with 3.1 m cord. Housing seals out dust, lint and liquids (unit is not submersible). Wt., 0.4 kg.

No. 10461 – Remote foot control, with 3.1 m cord. Wt., 1.4 kg.

No. 251660 – Remote foot control, with 3.1 m cord. For use with the PE10 style pumps. Wt., 0.5 kg.

Solenoid & motor control

For use on solenoid valves that are used on single-acting cylinders:

No. 202777 – Remote hand control. Has rocker style switch that is momentary advance, spring center hold and detented retract. It comes with a 3.1 m cord, for use with 3-way/2 or 3-position valves. Wt., 0.4 kg.

For use on solenoid valves that are used on double-acting cylinders:

No. 202778 – Remote hand control. Has rocker style switch that is momentary advance, spring center hold and momentary retract. It comes with a 3.1 m cord, for use with 4-way/3-position valves. Wt., 0.4 kg.

No. 309653 – Remote foot control. Can be used in place of either of the above hand controls to control the same type of valves. The switch is momentary on both the advance and retract position and is spring centered to the hold position. This foot switch comes with 3.1 m cord. Wt., 1.8 kg.

No. 17627 – Remote foot control. Same as the No. 309653 but without a cord. Wt., 0.9 kg.

No. 304718 – Remote hand control. Has a rocker style switch that is momentary advance, spring center hold and momentary retract. The switch is wired to start and stop the motor when the valve is energized. It comes with a 3.1 m cord. To be used with 4-way/2-position valves. Wt., 0.4 kg.

No. 309652 – Remote foot control. Has same functions as No. 304718. Supplied with a 3.1 m cord. To be used with 4-way/2-position valves. Wt., 1.8 kg.

No. 216209 – Remote foot control. Same as the No. 309652, but without a cord. Wt., 0.9 kg.

NOTE: See valves listing to determine which remote to use. Page 144-155

Remote air motor controls

This remote hand control has two momentary push buttons, one for advance and one for retract with spring offset to hold. To be used with 4-way/2-position air pilot valves.

No. 209593 – Remote hand control with 3.7 m cord. Wt., 0.9 kg.

Subplates

For remote mounting of control valves. They convert pump mounted valves to remote mounted valves quickly and easily.

No. 9510 – Subplate for remote mounting the following valves; 9500, 9501, 9502, 9504, 9506, 9507, 9511, 9552, 9572, 9575, 9576, 9592, 9594 and 9609. Wt., 0.7 kg.

No. 9620 – For use with 9500, 9501, 9502, 9552, 9572, 9592 and 9594. Same as No. 9510 but has integral pressure regulating valve. Wt., 1.7 kg.

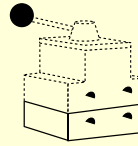
Pump-mounted subplates

When fitted between pump cover plate valve mounting flange and control valve, provides a separate $\frac{3}{8}$ " NPTF female port, open to "return" regardless of position of valve. Also provides a separate $\frac{3}{8}$ " NPTF female pressure port. This subplate can be useful when you desire to use one pump with a deck-mounted control valve, plus a separate remote-mounted valve to control another function.

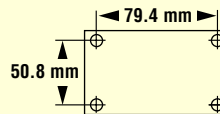
For use with the following valves: 9500, 9501, 9502, 9504, 9506, 9507, 9511, 9552, 9572, 9575, 9576, 9592, 9594 and 9609.

No. 9515 – Subplate, Wt., 0.6 kg.

No. 9521 – Subplate for use under most pump mounted valves to provide adjustable pressure control on units not equipped with an external pressure regulator. Wt., 1.7 kg.



9510 and 9620 attach to the bottom of valve for remote mounting. The 9515 and 9521 mount between the pump cover plate and valve.



Air filter/regulator/lubricator

Recommended for use with single-speed air/hydraulic pumps found on pages 26-29, 30-31, 34-35.

No. 9531 – Filter/regulator. $\frac{1}{4}$ " NPTF inlet and outlet. Wt., 0.36 kg.

Pressure switch

Application: Used in a hydraulic circuit where system pressure must be "held". Automatically (electrically) turns off pump motor when predetermined system pressure is reached.

Attaches directly to control valve manifold or can be mounted "in-line" to read system pressure. Has a $\frac{1}{4}$ " NPTF male thread, and a $\frac{1}{4}$ " NPTF fitting for gauge mounting if required. Adjustable from 70 to 700 bar. Can also be used to actuate other electrical devices in the system. Wired "normally open" and held closed by spring pressure.

IMPORTANT: Electrical rating of switch is 5 amps at 250 volts max. To prevent permanent damage to switch, a control relay must be installed to handle currents or voltage exceeding these limits. Pressure switch should never be used to directly actuate the electrical motor.

No. 9625 – In-line pressure switch with $\frac{1}{4}$ " NPTF gauge port. Wt., 0.5 kg.


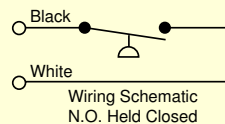
Pilot operated air control valves

Application: For use when an air pilot signal is required at a set hydraulic pressure. Can be used to shift valves, and start or stop pneumatic pumps.

Attaches directly to control manifold or can be mounted "in-line" to read system hydraulic pressure. Automatically turns on an air pilot signal when a predetermined system pressure is reached. Has $\frac{1}{4}$ " NPTF male thread and $\frac{1}{4}$ " NPTF fitting for gauge mounting if required. Adjustable from 35-700 bar. Maximum rating of .71 cu. m/min. at 7 bar.

No. 9641 – Pilot operated control valve, normally closed, with $\frac{1}{4}$ " NPTF male thread. Wt., .45 kg.

No. 9643 – Same as 9641 except normally open. Wt., .45 kg.



Pump Accessories

253219
253220




206767
250175



Viton* seal kits



10494



350431



16339



207762



Oil cooler kits

No. 253219 – Oil cooler kit designed for use with PE604T or PE604PT pumps (model “C” only) with 115 VAC. Wt., 2.3 kg.

No. 253220 – Oil cooler kit designed for use with PE604T or PE604PT pumps (model “C” only) with 220 VAC. Wt., 2.3 kg.

Reservoir breather kits

No. 206767 – Reservoir breather kit designed for use on PA17, PA55, PE17, PE55, PE84, PE90, PE120, PG55, PG120, PQ60 and PQ120 series pumps. Wt., 0.6 kg.

No. 250175 – Reservoir breather kit designed for use on PE21 and PE46 series pumps. These kits replace the reservoir filler cap when the pump is used in dusty and dirty environments. Wt., 0.6 kg.

Viton* seal kits

Can be used in all “C” and “RH” series cylinders (see pages 6-7 and 12-13), as well as the P12, P55, P59, P157/P159, P157D/P159D and P300/P300D series of hand pumps. These seals are required when fire resistant hydraulic fluids are used. For use with phosphate ester fluids. Not required with Flame-Out fluid.

Order Number	Use With	Model	Page
300507	P12	All	22
300472	P23, P55	All	22
300510	P59	All	23
300508	P157, P159, P300	A	24
300690	P157, P159	B	24
300696	P300	B	24
300508	P157D, P159D, P300D	A	24
300693	P157D, P159D	B	24
300699	P300D	B	24

* Viton is the E.I. duPont De Nemours & Co., Inc, trade name for fluoroelastomers.

Casters

50.8 mm diameter casters attach to the bottom of RP21 reservoir for portability. Sold individually; order the amount you need.

No. 10494 – Single caster wheel. Wt., 113 g.

Fluid level/temperature gauge

Displays fluid level and temperature of hydraulic oil in reservoir. 0°-100°C, 32°-212°F. 31.8 mm wide and 162 mm high.

No. 350431 – Fluid level/temperature gauge.

Foot control guard

Guard for use with 10461 and 251660 foot controls.

No. 16339 – Wt., 2 kg.

Magnetic strip

Magnetic strip with adhesive back can be added to No. 25017, 202777, 202778 and 304718 hand controls. Provides 2.7 kg. of holding force.

No. 207762 – Wt., 28.3 g.

Universal pump cart

Mobilize your hydraulic pumps with the PC200. The rugged tubular frame can easily handle pumps weighing up to 91 kg. With 305 mm wheels, the cart rolls easily. Just load the pump onto the cart and wheel it right to the job. The universal mounting hole pattern lets you handle a wide variety of Power Team pumps.

No. PC200 – Universal pump cart with 305 mm wheels. Cart can be used with the following pumps: PA60, PA64 and PA554 air/hydraulic pumps; PE55 series, PE183-2 and PE184-2 electric/hydraulic pumps; PE21, PQ60 and PQ120 series “Quiet” pumps; PG55 series gas engine/hydraulic pumps; and pumps with optional 19- and 38-L reservoirs; Nos. RP50, RP51, RP101 and RP103. Wt., 12.3 kg (Shown with pump, pump not included)

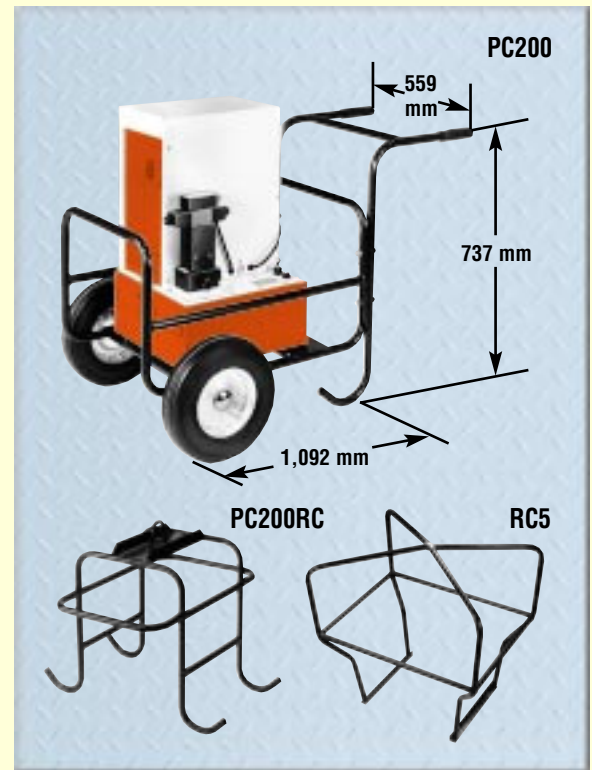
Protective pump roll cage

Safeguards pump, gas engine and valves on the job site. Horizontal bars provide convenient hand holds for carrying pump, a pick-up point permits lifting unit with an overhead crane or other device. Standard equipment on PG1203 and PG1204. Can be ordered as an option with any other gas, air, or electrically driven hydraulic pump equipped with a 19 L reservoir.

Note: Refer to PG1203/PG1204 specification chart (pages 68-69) for dimensions of roll cage.

No. PC200RC – Roll cage for use with PC200. (Cannot be used on pumps with 38 L reservoirs.) Wt., 16.3 kg.

No. RC5 – Roll cage. Wt., 8.9 kg.

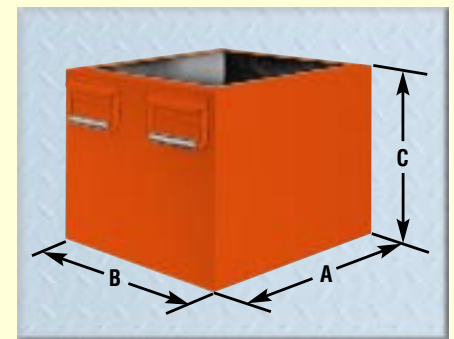


Large capacity reservoirs

Capacity (liters)	Order Number	Usable Oil (liters)	Use With	Size (mm)		
				A	B	C
7.6	RP20**	7.1	PA6, PA50 series (models A-E)	292	241	165
7.6	RP20-F**	7.1	PA6 series (model F), PA 50 series (model F & G)	292	241	165
9.5	RP20M*	7.2	PA6, PA50 series (models A-E)	292	241	165
9.5	RP20M-F*	7.2	PA6 series (model F), PA50 series (model F & G)	292	241	165
9.5	RP21*	7.2	PE18 series	292	241	165
9.5	RP22†	7.1	PE55, PE90, PE120, PA55	292	241	165
19	RP50	18.4	PA46, PE46, PE21	381	318	203
19	RP51	18.4	PE55, PE90, PE120, PA55	381	318	203
37.9	RP100	35.1	PE55, PE90, PE120, PA55	381	318	356
37.9	RP101	35.1	PG55, PG120	381	318	356
37.9	RP103*	37.0	PQ60, PQ120	392	362	313
37.9	RP104	35.1	PA46, PE46, PE21	381	318	356

* Four mounting holes: 1/2"-20, for 50.8 mm diameter swivel casters (No. 10494)

** High density polyethylene reservoir. † Aluminum reservoir.



NOTE: All metal reservoirs are equipped with drain plugs and all necessary conversion items.

Hydraulic oil is not included with reservoir kits. Please order separately. See page 78.

Metal reservoir conversion kits for pumps *Includes gaskets and fasteners.

Pump Number	Metal Res. Order Number	Metal Reservoir Capacity	Reservoir Weight (kg)
PA6	213896	1.7 liters	1.4
PA6A	213896	1.7 liters	1.4
PA6D	213896	1.7 liters	1.4
PA6-2	213895	9.5 liters	4.1
PA6D2	213895	9.5 liters	4.1

Pump Number	Metal Res. Order Number	Metal Reservoir Capacity	Reservoir Weight (kg)
PA50	213896	1.7 liters	1.4
PA50R	213896	1.7 liters	1.4
PA6R	213896	1.7 liters	1.4
PA50R2	213895	9.5 liters	4.1
PA172	213895	9.5 liters	4.1

Pump Number	Metal Res. Order Number	Metal Reservoir Capacity	Reservoir Weight (kg)
PA174	213895	9.5 liters	4.1
PE172	213895	9.5 liters	4.1
PE172A	213895	9.5 liters	4.1
PE172S	213895	9.5 liters	4.1
PE174	213895	9.5 liters	4.1